


上海用科制冷设备有限公司  
SHANGHAIYONGKE REFRIGERATION EQUIPMENT CO., LTD.



  
中国.上海.松江区振业路161号  
No.161 Zhenye Road Songjiang District, Shanghai, China

  
TEL : 4001 828 829

  
FAX : 86-21-57736378

  
WEB: [www.ykicing.com](http://www.ykicing.com)

  
E-Mail: [info@ykicing.com](mailto:info@ykicing.com)

商用制冰机专业制造商

PROFESSIONAL MANUFACTURER  
OF COMMERCIAL ICE MAKER



公众号二维码



官网二维码

上海用科制冷设备有限公司  
SHANGHAIYONGKE REFRIGERATION EQUIPMENT CO., LTD.

## 企业简介

Company profile

上海用科制冷设备有限公司是一家专注于制冰设备研发、生产及销售的现代化企业。我公司前身为一家台资企业，于2012年重组成立上海用科制冷设备有限公司，十多年来我们一直深耕于制冰设备行业。

Shanghai Yongke Refrigeration Equipment Co., Ltd. is a modern enterprise specializing in the research and development, production, and sales of ice making equipment. Our company, formerly a Taiwanese funded enterprise, restructured and established Shanghai Yongke Refrigeration Equipment Co., Ltd. in 2012. For over a decade, we have been deeply involved in the ice making equipment industry.

多年来，我们秉持着“心专注，行致远”的理念，紧随时代发展，不断在制冰设备领域研发、创新，推出一款款高智能、高性能、高稳定的制冰产品。

目前，我们的产品凭借其优秀的表现已覆盖国内及部分国外地区的餐饮、娱乐、科研、制造等行业。

At present, our products have covered the catering, entertainment, scientific research, manufacturing and other industries in China and some foreign regions with their excellent performance.

**2012**年

推出BD系列方块冰制冰机，  
应用于餐厅和饮品店。

In 2012,  
the BD series of cube ice machines  
was launched for use in restaurants  
and beverage shops.

**2016**年

推出SD系列绵绵冰制冰机，  
应用于甜品店。

In 2016,  
SD series of snow machines was launched  
for use in dessert shops.

**2015**年

推出IMS系列颗粒冰制冰机，  
应用于实验室和日料餐厅。

In 2015  
the IMS series of irregular particle ice  
machines were launched for use  
in laboratories and restaurants.

**2017**年

推出KM系列月型冰制冰机，  
应用于中高端饮品店

In 2017,  
the KM series of moon ice machines  
was launched for use in mid to  
high-end beverage shops.

**2018**年

推出ICE系列鳞片冰制冰机，  
应用于商超水产及食品加工。

In 2018,  
the ICE series of flake ice machines was  
launched for use in supermarket seafood  
and food processing.

**2020**年

推出YZ系列圆柱冰（八角冰）制冰机，  
应用于中高端咖啡厅。

In 2019,  
the SF series milk ice machine was launched and  
applied to dessert shops and mid to high-end restaurants.

**2021**年

推出KB系列冰水机，  
应用于中高端餐厅。

In 2021,  
the KB series of ice water machines was  
launched for use in mid to high-end restaurants.

**2019**年

推出SF系列奶冰机，  
应用于甜品店及中高端餐厅。

In 2020,  
the YZ series of cylindrical (octagonal) ice machines  
was launched and applied to mid to high-end coffee shops.

# 客户案例 (部分)

CUSTOMER CASE

排名不分先后

高校类			
科研类			
酒店类			
企事业类			
商超类			
餐饮类			

由于数量过多，此处仅列出部分合作客户。

CATALOG

# 目录

方块冰一体机 [BD系列]	01
方块冰分体机 [BD系列]	03
颗粒冰 [IMS系列]	05
绵绵冰 [SD系列]	09
奶冰机 [SF系列]	11
月型冰 [KM系列]	12
鳞片冰 [ICE系列]	15
喷淋式 [YZ系列]	17
吧台式制冰机 [BL系列]	19
冰水机 [KB系列]	20
刨冰机 [BT系列]	21
产品配件	22

## 方块冰一体机 [BD系列]

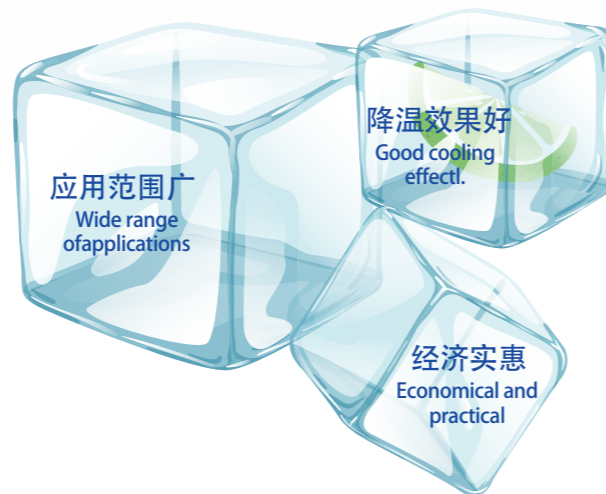
Block Ice All-in-One Machine [BD Series]



### 冰块特点 Application places

- 采用上推门设计, 节省空间, 取冰快捷。
- 加大的镀镍紫铜冰盘, 比同类产品效率提高10%; 制冰、脱冰迅速。
- 独创“智能芯”, 自动检测, 提高机器稳定性和维护的便利性。
- 风冷型机器采用前置式散热器, 便于清洗。降噪风机, 声音小。
- 内胆、水槽、分水管均达到食品级国家标准, 安全卫生。
- 储冰桶采用PE整体注塑工艺, 聚氨酯整体发泡, 保温性能高。

- Pushing gate design, save space, convenient to take the ice.
- Bigger nickel plated copper ice tray, yield than similar products more than 10% above; ice making and ice dropping quickly.
- The original “intelligent core” makes the machine with stable performance, convenient maintenance.
- The air-cooled machine adopts a front mounted radiator, convenient cleaning, noise reduction technology advanced, low noise.
- Inner tank, water tank, water pump are up to food grade standards, safety and healthy.
- Ice storage tank with PE overall rotational molding technology, polyurethane foam, high thermal insulation performance.



### 适用场所 Application places



## BD (80-110)



型号 Model	BD-80A	BD-110A
冰型 Ice shape	方冰 Square ice	方冰 Square ice
最大日产量 Maximum daily production(KG/24H)	45	55
储冰量 Storage capacity(kg)	15	15
尺寸W*D*H Size(MM)	500*440*800	500*440*800
电压频率 Voltage and Frequency	220V/50Hz	220V/50Hz
功率 Power(KW)	340	460
制冷剂 Refrigerant	R134a	R134a
冷凝方式 Cooling mode	风冷 Air-cooling	风冷 Air-cooling

## BD (160-260)



型号 Model	BD-160A/W	BD-210A/W	BD-260A/W
冰型 Ice shape	方冰 Square ice	方冰 Square ice	方冰 Square ice
最大日产量 Maximum daily production (KG/24H)	80	95	120
储冰量 Storage capacity(kg)	40	40	40
尺寸W*D*H Size(MM)	660*680*930	660*680*930	660*680*930
电压频率 Voltage and Frequency	220V/50Hz	220V/50Hz	220V/50Hz
功率 Power(KW)	540	650	700
制冷剂 Refrigerant	R22	R22	R22
冷凝方式 Cooling mode	风冷/水冷 Air-cooling/water-cooling	风冷/水冷 Air-cooling/water-cooling	风冷/水冷 Air-cooling/water-cooling

## 方块冰分体机 [BD系列]

Block ice split machine [BD series]



### 产品特点 Application places

- 1、采用优质不锈钢外壳，防腐耐用。
- 2、加大的镀镍紫铜冰盘，比同类产品效率提高10%；制冰、脱冰迅速。
- 3、独创“智能芯”，自动检测，提高机器稳定性和维护的便利性。
- 4、独立的储冰桶，储冰量大。
- 5、内胆、水槽、分水管均达到食品级国家标准，安全卫生。
- 6、储冰桶采用PE整体注塑工艺，聚氨酯整体发泡，保温性能高。  
High quality stainless steel shell, corrosion resistant and durable.  
Bigger nickel plated copper ice tray, yield than similar products more than 10% above; ice making and ice dropping quickly.  
The original "intelligent core" makes the machine with stable performance, convenient maintenance.  
Independent ice storage bucket with large ice storage.  
Inner tank, water tank, water pump are up to food grade standards, safety and healthy.  
Ice storage tank with PE overall rotational molding technology, polyurethane foam, high thermal insulation performance.

## BD (500-1200)



型号 Model	BD-500W	BD-700W	BD-850W	BD-1000W	BD-1200W
冰型 Ice shape	方冰 Square ice	方冰 Square ice	方冰 Square ice	方冰 Square ice	方冰 Square ice
最大日产量 Maximum daily production (KG/24H)	250	330	400	480	580
储冰量 Storage capacity(kg)	180	180	180	180	180
尺寸W*D*H Size(MM)	760*830*1680	760*830*1680	760*830*1680	760*830*1790	760*830*1790
电压频率 Voltage and Frequency	220V/50Hz	220V/50Hz	220V/50Hz	220V/50Hz	220V/50Hz
功率 Power(KW)	950	1150	1600	2200	2350
制冷剂 Refrigerant	R404a	R22	R22	R22	R22
冷凝方式 Cooling mode	水冷 water-cooling	水冷 water-cooling	水冷 water-cooling	水冷 water-cooling	水冷 water-cooling

## BD(320-400)




型号 Model	BD-320W	BD-360W	BD-400W
冰型 Ice shape	方冰 Square ice	方冰 Square ice	方冰 Square ice
最大日产量 Maximum daily production(KG/24H)	140	170	200
储冰量 Storage capacity(kg)	120	120	120
尺寸W*D*H Size(MM)	560*830*1610	560*830*1610	560*830*1610
电压频率 Voltage and Frequency	220V/50Hz	220V/50Hz	220V/50Hz
功率 Power(KW)	750	850	900
制冷剂 Refrigerant	R22	R22	R22
冷凝方式 Cooling mode	水冷 water-cooling	水冷 water-cooling	水冷 water-cooling

## BD(1450-2000)



型号 Model	BD-1450W	BD-2000W
冰型 Ice shape	方冰 Square ice	方冰 Square ice
最大日产量 Maximum daily production(KG/24H)	690	980
储冰量 Storage capacity(kg)	460	460
尺寸W*D*H Size(MM)	1230*950*1830	1230*950*1950
电压频率 Voltage and Frequency	220V/50Hz	380V/50Hz
功率 Power(KW)	2600	3800
制冷剂 Refrigerant	R22	R22
冷凝方式 Cooling mode	水冷 water-cooling	水冷 water-cooling



## 颗粒冰[IMS系列]

Granular ice [IMS series]

### 产品特点 Application places

- 采用优质不锈钢外壳，防腐耐用。
  - 箱体隔热层采用无氟聚氨酯发泡，保温性能好；内胆采用无氟抑菌型，节能环保。
  - 采用进口无氟环保型压缩机，环保、稳定。
  - 采用人性化控制程序，设备稳定、操作方便。
  - 采用二级减速器和齿轮异步电机，噪音低、运行稳定。
  - 螺旋滚刀挤压式蒸发器，运行稳定、制冰效果好。
  - 设备有状态提醒，操作方便。
- High quality stainless steel shell, corrosion resistant and durable.
  - The box insulation layer adopts fluorine free polyurethane foam, good heat preservation performance, inner bladder adopts fluorine free bacteriostatic type, energy saving and environmental protection.
  - Adopt the import non-fluorine environmental protection compressor, environmental protection, stability.
  - Adopt humanized control procedure, the equipment is stable, the operation is convenient.
  - The secondary speed reducer and gear asynchronous motor are adopted, low noise and stable operation.
  - The spiral hob extruding evaporator has stable operation and good ice making effect.
  - The machine has a state reminder, easy to operate.

### 冰块特点 Application places

- 颗粒冰为不规则颗粒状，冰型细小，可以渗入细小缝隙，从而使待冷却物品接触面积大，降温迅速。
  - 用作食用时，因颗粒小，从而口感松软，食用方便。
- Grain ice is irregular grain, ice type is small, can infiltrate into small aperture, make the contact area of the waiting cool object big, cool quickly.
  - When used for eating, the grain ice is small, which makes it soft and easy to eat.

### 适用场所 Application places



## IMS(30-80)



型号 Model	IMS-30	IMS-50	IMS-80
冰型 Ice shape	颗粒冰 Granular ice	颗粒冰 Granular ice	颗粒冰 Granular ice
最大日产量 Maximum daily production(KG/24H)	30	50	80
储冰量 Storage capacity(kg)	10	20	30
尺寸W*D*H Size(MM)	500*590*800	500*590*800	500*590*800
电压频率 Voltage and Frequency	220V/50Hz	220V/50Hz	220V/50Hz
功率 Power(KW)	340	360	390
制冷剂 Refrigerant	R134a/R22	R134a/R22	R134a/R22
冷凝方式 Cooling mode	风冷 Air-cooling	风冷 Air-cooling	风冷 Air-cooling

## IMS(100-150)



型号 Model	IMS-100	IMS-120	IMS-150
冰型 Ice shape	颗粒冰 Granular ice	颗粒冰 Granular ice	颗粒冰 Granular ice
最大日产量 Maximum daily production(KG/24H)	100	120	150
储冰量 Storage capacity(kg)	40	40	50
尺寸W*D*H Size(MM)	660*710*1140	660*710*1140	660*710*1140
电压频率 Voltage and Frequency	220V/50Hz	220V/50Hz	220V/50Hz
功率 Power(KW)	700	720	750
制冷剂 Refrigerant	R22	R22	R22
冷凝方式 Cooling mode	风冷 Air-cooling	风冷 Air-cooling	风冷 Air-cooling

## IMS(200-400)



型号 Model	IMS-200	IMS-300	IMS-400
冰型 Ice shape	颗粒冰 Granular ice	颗粒冰 Granular ice	颗粒冰 Granular ice
最大日产量 Maximum daily production(KG/24H)	200	300	400
储冰量 Storage capacity(kg)	120	120	140
尺寸W*D*H Size(MM)	560*830*1730	560*830*1730	560*830*1730
电压频率 Voltage and Frequency	220V/50Hz	220V/50Hz	220V/50Hz
功率 Power(KW)	920	1100	1550
制冷剂 Refrigerant	R22/R404	R22/R404	R22/R404
冷凝方式 Cooling mode	风冷/水冷 Air-cooling/ Water-cooling	风冷/水冷 Air-cooling/ Water-cooling	风冷/水冷 Air-cooling/ Water-cooling

## IMS( 800-1500)



型号 Model	IMS-800	IMS-1000	IMS-1500
冰型 Ice shape	颗粒冰 Granular ice	颗粒冰 Granular ice	颗粒冰 Granular ice
最大日产量 Maximum daily production(KG/24H)	800	1000	1500
储冰量 Storage capacity(kg)	450	450	450
尺寸W*D*H Size(MM)	1230*950*1940	1230*950*1940	1230*950*1940
电压频率 Voltage and Frequency	380V/50Hz	380V/50Hz	380V/50Hz
功率 Power(KW)	3100	3650	4230
制冷剂 Refrigerant	R22	R22/R404a	R22/R404a
冷凝方式 Cooling mode	水冷Water-cooling	水冷Water-cooling	水冷Water-cooling

## IMS(500-700)



型号 Model	IMS-500	IMS-600	IMS-700
冰型 Ice shape	颗粒冰 Granular ice	颗粒冰 Granular ice	颗粒冰 Granular ice
最大日产量 Maximum daily production(KG/24H)	500	600	700
储冰量 Storage capacity(kg)	220	220	250
尺寸W*D*H Size(MM)	760*830*1800	760*830*1800	760*830*1900
电压频率 Voltage and Frequency	220V/50Hz	220V/50Hz	220V/50Hz
功率 Power(KW)	2100	2250	2400
制冷剂 Refrigerant	R22/R404	R22/R404	R22/R404
冷凝方式 Cooling mode	水冷Water-cooling	水冷Water-cooling	水冷Water-cooling



# 绵绵冰[SD系列]

Continuous Ice [SD Series]



RUNICING



型号 Model	SD-120	SD-160	SD-220	SD-280	SD-400
冰型 Ice shape	绵绵冰 Snowflake Ice	绵绵冰 Snowflake Ice	绵绵冰 Snowflake Ice	绵绵冰 Snowflake Ice	绵绵冰 Snowflake Ice
最大日产量 Maximum daily production(KG/24H)	60	80	100	120	180
储冰量 Storage capacity(kg)	30	30	40	40	60
尺寸W*D*H Size(MM)	408*518*820	408*518*820	500*510*960	500*510*960	500*560*1160
电压频率 Voltage and Frequency	220V/50Hz	220V/50Hz	220V/50Hz	220V/50Hz	220V/50Hz
功率 Power(KW)	600	710	780	860	1120
制冷剂 Refrigerant	R134a	R134a	R22/R404	R22/R404	R22/R404
冷凝方式 Cooling mode	风冷 Air-cooling	风冷 Air-cooling	风冷 Air-cooling	风冷 Air-cooling	风冷 Air-cooling

型号 Model	SD-500	SD-600	SD-700	SD-1000
冰型 Ice shape	绵绵冰 Snowflake Ice	绵绵冰 Snowflake Ice	绵绵冰 Snowflake Ice	绵绵冰 Snowflake Ice
最大日产量 Maximum daily production(KG/24H)	225	280	340	490
储冰量 Storage capacity(kg)	180	180	180	180
尺寸W*D*H Size(MM)	560*830*1760	760*830*1760	760*830*1760	760*830*1760
电压频率 Voltage and Frequency	220V/50Hz	220V/50Hz	220V/50Hz	220V/50Hz
功率 Power(KW)	1350	1430	1520	1650
制冷剂 Refrigerant	R22	R22	R22	R22
冷凝方式 Cooling mode	水冷 Water-cooling	水冷 Water-cooling	水冷 Water-cooling	水冷 Water-cooling



## 奶冰机[Sf系列]

Milk Ice Machine [SF Series]




### 奶冰机的特点 characteristic

- 304不锈钢蒸发器，最低可达到-30℃，制出各种口味的雪花冰。
- 敞开式结构，可拆卸管道，一键式清洗，使用方便。
- 密封式投料器，与外界隔绝，杜绝污染。
- 滚筒速度可调，已达到想要的粗细。
- 强大的制冷系统，制冰迅速。
- 结构紧密，安装方便。
- 智能芯自动检测，故障提醒。
- 设备稳定、噪音低、效率高。



 型号 Model	SF-550
 冰型 Ice shape	牛奶雪花冰 Milk snowflake ice
 最大日产量 Maximum daily production(KG/24H)	250
 储冰量 Storage capacity(kg)	即出式
 尺寸W*D*H Size(MM)	400*580*68
 电压频率 Voltage and Frequency	220V/50Hz
 功率 Power(KW)	1410
 制冷剂 Refrigerant	R404
 冷凝方式 Cooling mode	水冷 Water-cooling



## 月型冰[KM系列]

Crescent ice [KM series]

### 月形冰块的特点 Product characteristics

- 月形冰晶莹剔透、没有气泡、不易粘连。
- 月形冰的口感好。
- 用月形冰调制出来的饮品更漂亮。
- Ice crystal clear, no bubbles, not easy to adhere.
- Good taste.
- The drink made of Crescent ice is more beautiful.

### 适用场所 Application places



## KM(150-260)



型号 Model	KM-150	KM-210	KM-260
冰型 Ice shape	月型冰 Crescent ice	月型冰 Crescent ice	月型冰 Crescent ice
最大日产量 Maximum daily production(KG/24H)	60	90	120
储冰量 Storage capacity(kg)	25	25	40
尺寸W*D*H Size(MM)	780*710*1000	780*710*1000	780*710*1000
电压频率 Voltage and Frequency	220V/50Hz	220V/50Hz	220V/50Hz
功率 Power(KW)	650	710	760
制冷剂 Refrigerant	R404	R404	R404
冷凝方式 Cooling mode	水冷Water-cooling	水冷Water-cooling	水冷Water-cooling

## KM (800)



型号 Model	KM-800
冰型 Ice shape	月型冰 Crescent ice
最大日产量 Maximum daily production(KG/24H)	380
储冰量 Storage capacity(kg)	180
尺寸W*D*H Size(MM)	760*830*1870
电压频率 Voltage and Frequency	220V/50Hz
功率 Power(KW)	1600
制冷剂 Refrigerant	R22
冷凝方式 Cooling mode	水冷Water-cooling

## KM(300-600)



型号 Model	KM-300	KM-600
冰型 Ice shape	月型冰 Crescent ice	月型冰 Crescent ice
最大日产量 Maximum daily production(KG/24H)	140	280
储冰量 Storage capacity(kg)	150	150
尺寸W*D*H Size(MM)	560*830*1800	560*830*1800
电压频率 Voltage and Frequency	220V/50Hz	220V/50Hz
功率 Power(KW)	810	1100
制冷剂 Refrigerant	R22	R22
冷凝方式 Cooling mode	水冷Water-cooling	水冷Water-cooling

## KM(1200)



型号 Model	KM-1200SJ
冰型 Ice shape	月型冰 Crescent ice
最大日产量 Maximum daily production(KG/24H)	590
储冰量 Storage capacity(kg)	500
尺寸W*D*H Size(MM)	1230*960*1990
电压频率 Voltage and Frequency	220V/50Hz
功率 Power(KW)	2200
制冷剂 Refrigerant	R22
冷凝方式 Cooling mode	水冷 Water-cooling



## 鳞片冰[ICE系列]

Scaly ICE



### 产品特点 Product features

- 模块化设计，维护简单。
- 部件采用SUS304不锈钢、铝合金和PE材料制造，经久耐用。
- 卫生水平达到国际HACCP和FDA认证标准。
- 采用知名品牌配件，严格工艺流程控制，故障率低，性能稳定。
- 出冰干燥、纯净、无粉末，不易产生结块。
- 使用寿命长，可连续数万小时高效无故障运行。

- Modular design and easy maintenance.
- The parts are made of SUS304 stainless steel, aluminum alloy and PE material for durability.
- The level of hygiene meets international HACCP and FDA certification standards.
- It adopts well-known brand accessories, strict process control, low failure rate and stable performance.
- The ice is dry, pure, and powder-free, and it is not easy to cause agglomeration.
- Long service life and efficient and trouble-free operation for tens of thousands of hours.

### 适用场所 Application places

		
渔业的保鲜 Commonly used in bakeries	生产加工 beverage stores	化工方面的冷却降温 和控制温度 coffee shops
		
食品加工中降温 restaurants	果蔬配送保鲜 bars	混凝土降温

## ICE(0.2-2.5)



型号 Model	ICE-0.2T	ICE-0.3T	ICE-0.5T	ICE-1T
冰型 Ice shape	鳞片冰 Flake ice	鳞片冰 Flake ice	鳞片冰 Flake ice	鳞片冰 Flake ice
最大日产量 Maximum daily production (KG/24H)	200	300	500	1000
储冰量 Storage capacity(kg)	120	180	300	400
尺寸W*D*H Size(MM)	560*830*1760	760*970*1665	1220*1200*1905	1220*1200*2005
电压频率 Voltage and Frequency	220V/50Hz	220V/50Hz	380V/50Hz	380V/50Hz
功率 Power(KW)	1.25	1.76	2.62	4.31
制冷剂 Refrigerant	R22/R404	R22/R404	R22/R404	R22/R404
冷凝方式 Cooling mode	水冷Water-cooling	风冷Air-cooling	风冷Air-cooling	风冷Air-cooling

型号 Model	ICE-1.5T	ICE-2T	ICE-2.5T
冰型 Ice shape	鳞片冰 Flake ice	鳞片冰 Flake ice	鳞片冰 Flake ice
最大日产量 Maximum daily production (KG/24H)	1500	2000	2500
储冰量 Storage capacity(kg)	500	600	600
尺寸W*D*H Size(MM)	1280*1200*2085	1400*1200*2380	1500*1380*2500
电压频率 Voltage and Frequency	380V/50Hz	380V/50Hz	380V/50Hz
功率 Power(KW)	7.1	8.6	10.1
制冷剂 Refrigerant	R22/R404	R22/R404	R22/R404
冷凝方式 Cooling mode	风冷Air-cooling	风冷Air-cooling	风冷Air-cooling

## 喷淋式[YZ系列]

Spray type [YZ series]

### 冰块特点 Ice features

- 冰块为圆柱形（八角形）晶莹剔透、硬度高、体积大。
- 冰块很漂亮，调制饮品时冰块融化慢、口感好。
- Cylindrical ice (octagonal ice) has the characteristics of special transparency, high hardness and large volume.
- Ice is very beautiful. When making drinks, ice melts slowly and tastes good.

### 适用场所 Application places



咖啡店  
Commonly used  
in bakeries



酒吧  
Commonly used  
in bakeries



	型号 Model	YZ-170
	冰型 Ice shape	圆柱形、八角形、正方体 cylindrical, octagonal, cubic
	最大日产量 Maximum daily production(KG/24H)	70
	储冰量 Storage capacity(kg)	45
	尺寸W*D*H Size(MM)	660*700*900
	电压频率 Voltage and Frequency	220V/50Hz
	功率 Power(KW)	580
	制冷剂 Refrigerant	R22/R404a
	冷凝方式 Cooling mode	水冷Water-cooling



	型号 Model	YZ-330
	冰型 Ice shape	圆柱形、八角形、正方体 cylindrical, octagonal, cubic
	最大日产量 Maximum daily production(KG/24H)	150
	储冰量 Storage capacity(kg)	120
	尺寸W*D*H Size(MM)	560*830*1840
	电压频率 Voltage and Frequency	220V/50Hz
	功率 Power(KW)	1250
	制冷剂 Refrigerant	R22/R404a
	冷凝方式 Cooling mode	水冷Water-cooling

## 吧台式制冰机[BL系列]

Spray type

### 产品特点 Product features

吧台式制冰机是一款定制型用于吧台组合式的制冰机，常用于饮品店，适用于用冰量不大且需要合理利用空间的场所。

The desktop ice machine is a custom-made ice machine for bar combination, which is often used in beverage shops. It is suitable for places where the amount of ice is small and the space needs to be used reasonably.

制冰机台面作为工作台，可以节省空间。

和其他操作台搭配，使设备摆放整齐、提高工作效率及店面形象。

The ice machine countertop can be used as a workbench to save space. Match with other consoles to make the equipment tidy, improve work efficiency and store image.



型号 Model	BL-80	BL-95	BL-120
冰型 Ice shape	方冰、颗粒冰、月牙冰 square ice / granular ice / crescent ice	方冰、颗粒冰、月牙冰 square ice / granular ice / crescent ice	方冰、颗粒冰、月牙冰 square ice / granular ice / crescent ice
储冰量 Storage capacity(kg)	25	25	25
尺寸W*D*H Size(MM)	500*700*800	700*700*800	1000*700*800
电压频率 Voltage and Frequency	220V/50Hz	220V/50Hz	220V/50Hz
功率 Power(KW)	310	420	510
制冷剂 Refrigerant	R22/R134a	R22/R134a	R22/R134a
冷凝方式 Cooling mode	水冷Water-cooling	水冷Water-cooling	水冷Water-cooling

吧台式为非标款，制冰量、储冰量等数据非固定数值

## 冰水机[KB系列]

Ice Water Machine [KB Series]

### 产品特点 Product features

- 三种出料方式可随意选择：碎冰、水、加入碎冰的水。
- 自动感应出料，取用方便。
- 单次出料时间可调，可以根据不同大小的杯子设置不同的出料时间。
- 进口核心部件，外壳采用SUS304和ABS材质，美观、耐用。

- Three discharge methods can be freely selected: crushed ice, water, and water with crushed ice added.
- Automatic induction discharge for easy access.
- The single discharge time is adjustable, and different discharge times can be set according to different sizes of cups.
- Imported core components, the shell is made of SUS304 and ABS materials, beautiful and durable.



### 适用场所 Application places

+ 酒店宾馆  
Commonly used in bakeries

+ 中高档餐厅  
Commonly used in bakeries










型号 Model	KB-80A
冰型 Ice shape	碎冰/水/加入碎冰的水
最大日产量 Maximum daily production(KG/24H)	80
储冰量 Storage capacity(kg)	3.5
尺寸W*D*H Size(MM)	350*590*850
电压频率 Voltage and Frequency	220V/50Hz
功率 Power(KW)	920
制冷剂 Refrigerant	R404a/R22
冷凝方式 Cooling mode	风冷 Air-cooling

# 刨冰机[BT系列]

Block Ice All-in-One Machine [BD Series]



 型号 Model	BT-168	BT-268
 刨冰量 Ice shape	2KG/Min	8Kg/Min
 储冰量 Storage capacity(kg)	2	6
 尺寸W*D*H Size(MM)	380*300*460	450*340*670
 功率 Power(KW)	220	250
 电压频率 Voltage and Frequency	220V/50Hz	220V/50Hz
 类型 Type	半自动 Semi-automatic	半自动 Semi-automatic

# 核心部件

Company profile

## 压缩机 Compressor



-  法国France
-  美国U.S.A
-  丹麦 Denmark
-  泰国Thailand
-  丹麦 Denmark

## 除霜电磁阀Defrost solenoid valve



-  日本Japan
-  日本Japan

## 膨胀阀 Expansion valve



-  丹麦 Denmark

## 干燥过滤器 Drying filter



-  丹麦 Denmark

## 水泵 Pump



-  中国China

## 冷凝风机 Condensing fan



-  德国Germany

## 水压阀 Hydraulic valve



-  日本Japan

## 控制器 Controller



-  中国China